



# Lumina II



## Super Power Output

SolarSpace advanced N-Type cells combined with MBB and high-density encapsulation provides ultra-high power output



## High Reliability

Excellent harsh tests results and advanced half-cell tech improve product reliability for long-term life cycle



## Extra power generation

N-type wafers and cells bring ultralow LID&LeTID degradation, less than 1% 1<sup>st</sup> year degradation guaranteed, in addition lower temperature coefficient and better weak-light response provide extra power generation



## High ROI

Bifacial power generation reduces BOS and system LCOE dramatically, promoting the project ROI

**SolarSpace Technology Co., Ltd.** was established in 2011, as a world leading solar cell and module manufacturer, concentrating on high efficient solar-technology production with 60GW+ capacity of solar cell and 7.2GW capacity of solar module in China and overseas.

\*Please refer to SolarSpace for details

## SSA-66HD 595-625N

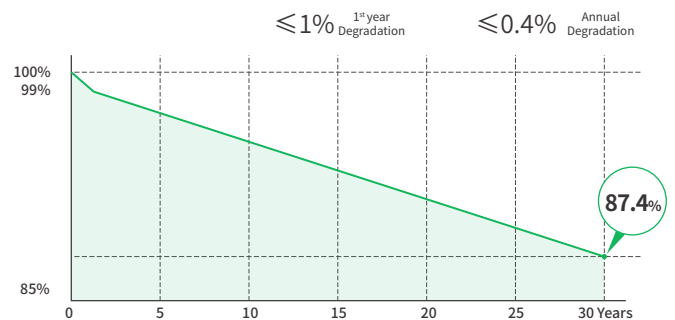
N-Type Bifacial Dual Glass Module

# 625W

Maximum Power Output

# 23.14%

Maximum Module Efficiency



**15**Years Product Warranty **30**Years Linear Power Warranty

### Comprehensive Certificates

- IEC61215
- IEC61730
- IEC61701: Salt mist corrosion test
- IEC62716: Ammonia corrosion test
- IEC60068: Dust and Sand test
- ISO9001:2015: Quality Management System
- ISO14001:2015: Environment Management System
- ISO45001:2018: Occupational Health and Safety Management Systems



## Electric Characteristics (STC)

Module Type	SSA-66HD SSA-66HD SSA-66HD SSA-66HD SSA-66HD SSA-66HD SSA-66HD						
	-595N	-600N	-605N	-610N	-615N	-620N	-625N
Maximum Power (Pmax) [W]	595	600	605	610	615	620	625
Open-Circuit Voltage (Voc)[V]	48.38	48.58	48.78	48.98	49.18	49.38	49.58
Maximum Power Voltage (Vmp) [V]	40.33	40.47	40.61	40.75	40.89	41.03	41.17
Short-Circuit Current (Isc)[A]	15.68	15.74	15.80	15.86	15.92	15.98	16.04
Maximum Power Current (Imp) [A]	14.77	14.84	14.91	14.98	15.05	15.12	15.19
Module Efficiency	22.03%	22.21%	22.40	22.58%	22.77%	22.95%	23.14%

Irradiation 1000W/m<sup>2</sup>, Cell Temperature 25°C, AM=1.5

## Bifacial Output-Rearside Power Gain (610W)

Power Gain	5%	10%	15%	20%	25%
Maximum Power (Pmax) [W]	641	671	702	732	763
Open-Circuit Voltage (Voc)[V]	48.98	48.98	48.98	49.00	49.00
Maximum Power Voltage (Vmp) [V]	40.75	40.75	40.75	40.77	40.77
Short-Circuit Current (Isc)[A]	16.64	17.46	18.28	19.11	19.93
Maximum Power Current (Imp) [A]	15.74	16.47	17.23	17.96	18.72

## Electric Characteristics (NMOT)

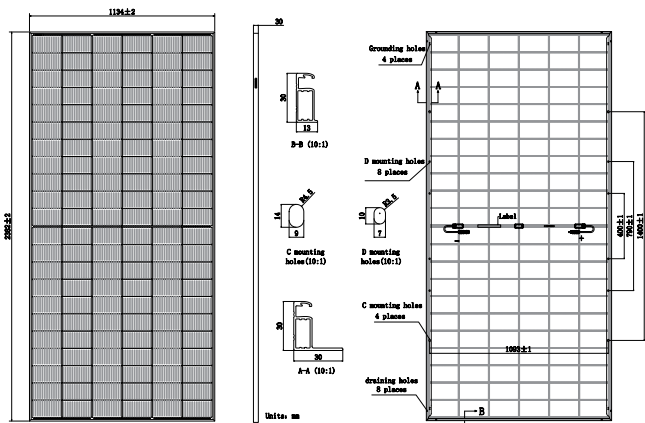
Module Type	SSA-66HD SSA-66HD SSA-66HD SSA-66HD SSA-66HD SSA-66HD SSA-66HD						
	-595N	-600N	-605N	-610N	-615N	-620N	-625N
Maximum Power (Pmax) [W]	449	453	457	461	465	469	473
Open-Circuit Voltage (Voc)[V]	45.99	46.18	46.37	46.56	46.75	46.94	47.13
Maximum Power Voltage (Vmp) [V]	37.71	37.88	38.05	38.22	38.39	38.55	38.73
Short-Circuit Current (Isc)[A]	12.65	12.71	12.77	12.83	12.89	12.95	13.01
Maximum Power Current (Imp) [A]	11.92	11.97	12.02	12.07	12.12	12.17	12.22

Irradiance 800 W/m<sup>2</sup>, Ambient Temperature 20 °C, Wind Speed 1 m/s, AM=1.5

## Temperature coefficients

Temperature coefficient of Isc	+0.045%/°C
Temperature coefficient of Voc	-0.260%/°C
Temperature coefficient of Pmax	-0.290%/°C
NMOT	45±2°C

## Engineering Design

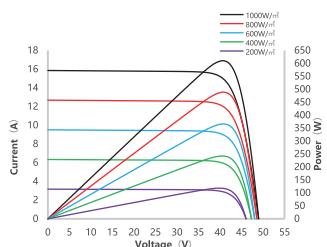


## Mechanical Characteristics

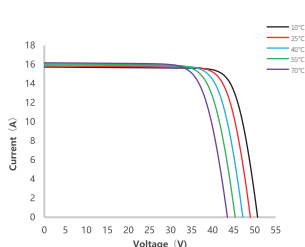
Cell Type	Mono N-Type
Number of Cells	132(6x22)
Dimensions	2382X1134X30mm
Weight	32.5kg
Glass	Front Glass, 2.0mm AR coated semi-tempered glass Back Glass, 2.0mm glazed semi-tempered glass
Frame	Anodized Aluminum Alloy
Output Cables	4mm <sup>2</sup> (IEC),12AWG(UL), 300mm (including connector)
Junction Box	IP68 Rated, 3 diodes
Connector	MC4-EVO2 or MC4 Compatible
Packaging	36 Pieces/Pallet, 720 pieces/40' container
	Frame color and cable length are subject to the actual order

## Characteristics

I-V/P-V Curve at Different Irradiation  
SSA-66HD-610N



I-V Curve at Different Temperature  
SSA-66HD-610N



## Operating Conditions

Maximum System Voltage	1500V DC (IEC)
Power Tolerance	0~+3%
Operating Temperature	-40°C~+85°C
Maximum Series Fuse Rating	30A
Mechanical Load Front Rear	5400Pa
Mechanical Load Back Rear	2400Pa
Bifaciality	80±5%

